


SCREW WORK LET'S PLAY WEBSITE SETUP OFFER



HOW TO SIGN UP FOR HOSTING TO GET THE WEBSITE/BLOG OFFER

To take advantage of our website/blog setup offer follow these simple instructions...



HOW WE BUILD YOUR SITE

There's no need to spend ages weighing up how to create a website or blog. I have a simple solution: WordPress. WordPress is a superb free blogging system but it can also run your entire website (my websites www.screwworkletsplay.com and ScannerCentral.co.uk run on WordPress). It doesn't even need to look like a blog if you don't want it to.

However I am *not* talking here about registering a blog on wordpress.com – doing that will not give you a website or blog you have full control over. You will have a limited set of designs to choose from and you won't have the freedom to add all the useful widgets and doodads you'll want to have on your site.

What I'm talking about is self-hosted WordPress. That means WordPress running on your own web space. And we're going to set it up for you! All you need to do is register for the web space with our recommended provider.

The web space is about £5 a month but this is a trivial investment in creating a site that is almost unlimited in its options for design and expansion and saves you hundreds of pounds on web design fees!

Let us set your site up for you. All you need to do is register with our recommended webhost. Turn over to the next page to see how to get started.

SCREW WORK LET'S PLAY WEBSITE SETUP OFFER



REGISTERING YOUR DOMAIN & WEBSITE

1. Sign up for web hosting

START HERE: [Go to www.bit.ly/swlphost](http://www.bit.ly/swlphost)

I chose this company after much analysis for a number of reasons: They're one of the largest hosting companies in the world, they provide unlimited disk space and bandwidth (unlike some other webhosts), have 24hour support 365 days a year and provide a 99.9% uptime guarantee (i.e. you're extremely unlikely to see your website go down). Oh and they run on green electricity. But particularly important to us, they have a one-click install for WordPress (trust me, this makes life much simpler). [Disclosure: The hosting company pays me a referral fee that allows me to take the time out to get your site installed!]

On the [homepage](#), click **VIEW WEB HOSTING PLANS**


2. Choose the web hosting plan

Plan Name	Price (Monthly)	Key Features
Hatchling Plan	\$7.16/mo*	Single Domain, UNLIMITED Disk Space, UNLIMITED Bandwidth, Shared SSL Certificate
Baby Plan	\$7.96/mo*	UNLIMITED Domains, UNLIMITED Disk Space, UNLIMITED Bandwidth, Shared SSL Certificate
Business Plan	Starting at \$10.36/mo*	UNLIMITED Domains, UNLIMITED Disk Space, UNLIMITED Bandwidth, FREE Private SSL & IP, FREE Toll Free Number

*Price reflects 20% off first invoice

1. **Go for the Hatchling Plan** – this is the cheapest web hosting plan and is ideal if you're just creating one website. (You can always upgrade later if you get into multiple websites etc)

SCREW WORK LET'S PLAY WEBSITE SETUP OFFER



2. Choose whether to pay monthly or yearly. Choose monthly if in doubt.
3. Then click ORDER NOW

Watch a 2 minute video of the whole process of choosing hosting here:

<http://www.screencast.com/t/zi4yWCddMT>

3. Choose a domain

Step 1: Choose a Domain

Step 1 » Step 2

Register a New Domain

Help me **register** a new domain name.

Enter Domain Name:

CONTINUE TO STEP 2

or

I Currently Have a Domain Name

Use an existing domain name.

Enter Domain Name:

CONTINUE TO STEP 2

Enter a Coupon Code

Coupon Code: You have chosen our most valuable coupon!


Your domain is the address of your website (like google.com or redcross.org). Unless there is a very good reason otherwise, I recommend you choose a .com address even if you're a UK-specific business. They're just so much more memorable. If you're creating a charity or campaign project you might consider a .org domain.

Save \$9.95 with my discount code!

Before continuing from the domain page, you can save a further \$9.95 off your hosting simply by entering this discount code I've set up for you: **SWLPCOUPON**.

This makes your first month of hosting completely free!

SCREW WORK LET'S PLAY WEBSITE SETUP OFFER



There are 2 options with domains here:

1. **If you are registering a new domain**, enter it on the left hand side and choose .com, .net, or .org from the pop up.
2. **If you already have a domain** (that you registered somewhere else but haven't used yet) enter the full domain name (including the .com etc) on the right side of the screen.
 - **Make sure you've entered the discount code then click CONTINUE TO STEP 2**

NOTE: If you are registering a new domain and you have chosen one that is already taken by somebody else, you will get a message warning you. Go back to the box on the left of the screen and keep trying names you like until you get one that's available.

4. Enter payment information

- **Choose a username and security pin to login to your web hosting**
- **Enter your payment information** – either by credit card or paypal account.
- **Scroll down to see a summary of your payment** showing that your first month is completely free because you've used the SWLPCOUPON code.
- **Hit CREATE ACCOUNT**
- **If you chose to pay by Paypal**, you'll see 2 options: Choose 'Subscribe' to make sure your ongoing payments happen effortlessly.

Watch a 2 minute video of the whole process of paying for the hosting here:

<http://www.screencast.com/t/O7jgzlBN>

5. Check your email inbox

Congratulations! You now own your own domain and web space. A few clicks and \$15 was all it took! In a few minutes, you'll receive an email with details of how to log into your web hosting.

6. Send us your hosting email

Then forward the email you receive from the hosting company to the tech team at tech@screwworkletsplay.com **by the deadline we gave you.**

SCREW WORK LET'S PLAY WEBSITE SETUP OFFER



If your domain name is registered with someone different (ie you chose "I currently have a domain name" on the Choose a domain name screen), **please also forward us the details of where the domain is hosted**. Note that in this case we may require you to go and set some settings on the system that hosts your domain name.

First come first served so if you want your website up quickly, sign up and send us the email now!

And that's it.

What happens next

We will then install your site and then send you details of how to login along with some other helpful tidbits to get you started in using it!

I look forward to seeing your site and what you do with it.

Best wishes,

Get more free guides plus a free chapter of my bestselling book at www.screwworkletsplay.com